

ARXIS PULSE

P403, P403L, P503L, P453E



MIG/MAG



ELECTRODE WELDING



lift TIG



ADVANCED SOLUTION FOR WELDING

Welding process	ARXIS PULSE P403L, P503L	ARXIS PULSE P403	ARXIS PULSE P453E
DC pulse	Steel, Stainless steel, Aluminum, MIG brazing, Inconel, Titanium		Steel, Stainless steel, MIG brazing, Inconel, Titanium
DC wave pulse	Steel, Stainless steel, Aluminum, MIG brazing, Inconel, Titanium		Steel, Stainless steel, MIG brazing, Inconel, Titanium
Low spatter	Steel, Stainless steel	/	/
DC	Steel, Stainless steel, Aluminum, MIG brazing, Flux-cored wire (Fe, CrNi)		Steel, Stainless steel, MIG brazing, Flux-cored wire (Fe, CrNi)
MMA	●	●	●
DC liftTIG	●	●	●

ARXIS PULSE



SMART CONTROL OF WELDING PARAMETERS

- » EASY BACKUP OF WELDING PARAMETERS
- » GUIDE FOR EASY SETUP
- » GRAPHICAL DISPLAY OF WELDING PARAMETERS



- » TOUCH PANEL
Parameter settings with touch screen or operation knob.
- » ADJUSTABLE HOME SCREEN
- » JOB LOCK AND JOB NAMING FUNCTION
- » MULTILINGUAL MENU

SOLUTIONS FOR EASIER WELDING

CONSTANT PENETRATION

Take advantage of the benefits of consistent weld penetration.

IMPROVED ARC START

Avoid time-consuming wire cutting when welding stainless steel. Arxis devices automatically prepare the wire for the next weld.

LOW SPATTER FUNCTION (P403L IN P503L)


Root weld, welding of thin sheets, welding in constrained positions.



ROOT WELD



WELDING OF THIN SHEETS



WELDING IN CONSTRAINED POSITIONS

- » LED STATUS BAR
- » TOOL-FREE REPLACEMENT OF DRIVE ROLLS
- » LED LIGHT FOR INTERIOR ILLUMINATION OF THE FEEDER
- » SIDE SLIDING PANELS FOR EASIER MAINTENANCE OF THE WELDING POWER SOURCE

99 ADVANCED FUNCTIONS

FOR MORE DEMANDING WELDING APPLICATIONS

- » PULSE WELDING CURRENT STABILIZATION FUNCTION
For long intermediate cables
- » FUNCTION FOR CUSTOM CRATER FORMATION
2T, 4T DC, 4T DC Pulse
- » FINE ADJUSTMENT OF PULSE CURRENT
- » WELDING CURRENT CHANGE
Increase and decrease the welding current to any pre-set ampere value with a single or double click of the welding torch
- » ARC TIME OVERVIEW
- » CALIBRATION OF WELDING CURRENT

AND MUCH MORE...



Specifications / Model	ARXIS PULSE P503L	ARXIS PULSE P403L	ARXIS PULSE P403	ARXIS PULSE P453E
Rated input voltage	3x400 V	3x400 V	3x400 V	3x400 V
Input Power	27.0 kVA / 24.2 kW	20.8 kVA / 17.8 kW	20.2 kVA / 16.6 kW	23.8 kVA / 20.3 kW
Welding current range	30 - 500 A	30 - 400 A	30 - 400 A	30 A - 450 A
Voltage current range	15.5 - 39 V	15.5 - 34 V	15.5 - 34 V	15.5 - 36.5 V
Open Circuit Voltage	80 V	70 V	80 V	80 V
Standby Power Consumption	49.8 W	45.3 W	45.3 W	45.3 W
Duty Cycle (ED / 40 °C)	60%	500 A	400 A	450 A
	100%	430 A	370 A	370 A
IP class	IP 23	IP 23	IP 23	IP 23
Efficiency	80 %	81 %	86 %	85.7 %
Number of JOBS	100	100	100	100
External Dimensions (WxDxH)	water-cooled type: 417×826×757 mm	water-cooled type: 417×826×757 mm	water-cooled type: 417×826×757 mm	water-cooled type: 417×826×757 mm
Weight	water-cooled type: 102 kg	water-cooled type: 94 kg	water-cooled type: 90 kg	water-cooled type: 90 kg

ARXIS PULSE x WeldUniverse

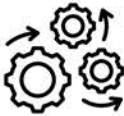
CUSTOM MADE FOR PRODUCTION AND MANAGEMENT

WeldUniverse, through the analysis of statistical data and graphical representations, provides a real-time overview of production. This facilitates planning, organization, management, and control of production and its processes.



Connectivity

Integration with MES and ERP systems and access via smart devices.



Unburdening of processes

Facilitating work of quality department (QS), welding control, production planning, etc.



Notification of errors

The error notification system enables quick and targeted troubleshooting.



» COMPANY MANAGEMENT

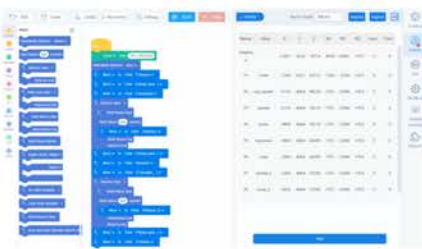
» MANAGEMENT OF WELDERS

» PRODUCT MANAGEMENT

» DEVICE MANAGEMENT

ARXIS PULSE x CO-BOT

EASY WAYS TO PROGRAM AND CONTROL



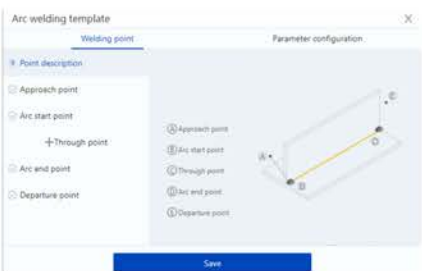
BLOCKY PROGRAMMING LANGUAGE



LUA PROGRAMMING LANGUAGE



DRAG MODE



WELDING BY ARC TEMPLATE



MULTIPASS WELDING



LASER POSITIONING AND TRACKING